

Farbbestimmung Posterior


© marcus wiegand dental

Behandler:
Patient:
Datum:
Art der Versorgung:



Oberfläche:


Glanzgrad



Struktur



Abrasion



Farbe

Farbton

Sättigung

Helligkeit


Transparenz

Dentin

Schneide

A		B							
1	2	3	4	57	58	59	60		
++	+	○	-	--	++	+	○	-	--
++	+	○	-	--	++	+	○	-	--

Notizen: Wurzeln occl. Dentin occl. Schneide Rohling Fissuren



Gingiva

Papillendesign

Farbe